

6th November 2024

Daily Market Watch

📍 42, Sir Mohammed Macan Markar
Mawatha, Colombo 03

☎ 0705 666 777

✉ inquiries@capitaltrust.lk



Scan the
QR Code now
to receive updates

💬 Save & send us a whatsapp message
to receive updates
0777 233 633

📘 Capital TRUST Research

📄 CapitalTRUSTRe

📍 CapitalTRUSTResearch

📄 Capital TRUST Research

Stock market ends the trading session modestly lower...

Market Commentary

The All-Share Price Index (ASPI) closed modestly lower again, shedding 0.60% to close at 12,719.03, while the more liquid S&P SL20 index declined by 0.73%, ending the day at 3,824.68. Nevertheless, both indices have shown substantial year-to-date growth, with the ASPI and S&P SL20 recording gains of 20% and 25%, respectively.

Market turnover for the day reached LKR 3.2 billion, marking a 34% increase and significantly surpassing the daily average turnover of LKR 1.7 billion. John Keells Holdings, resuming trading today following a share subdivision, led turnover contributions with LKR 1.2 billion. Hatton National Bank followed, contributing LKR 491.7 million.

At today's Treasury Bill auction, yields on shorter-term maturities recorded a slight increase, with the 3-months and 6-months yields rising by 2bps each to 9.37% and 9.70% respectively. The 1-year benchmark yield remained unchanged at 9.95%. The Central Bank offered and raised LKR 175 billion, primarily from shorter-term bills, with an overall subscription rate of 1.72 times.

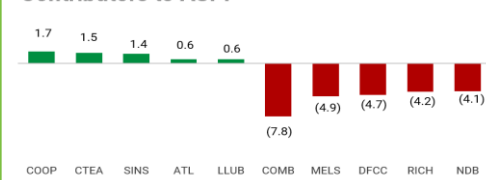
Market Performance

	06.11.2024	05.11.2024	%Change
All Share Price Index (ASPI)	12,719.03	12,795.96	(0.60)
S&P Sri Lanka 20 Index	3,824.68	3,852.62	(0.73)
Turnover (LKR mn)	3,189.52	2,382.29	33.88
Foreign Purchases (LKR mn)	265.22	42.89	518.33
Foreign Sales (LKR mn)	65.45	27.13	141.27
Market Cap (LKR bn)	4,660.83	4,694.08	(0.71)
Market Cap (USD bn)	15.90	16.01	(0.71)
Traded Companies	252.00	257.00	-
Market PER (x)	8.52	8.58	(0.70)
Price to Book (x)	1.01	1.01	-
Dividend Yield (%)	4.27	4.24	0.03

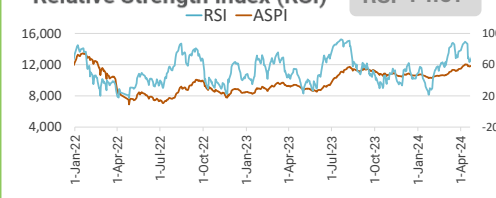
Top % Gainers and Losers

Maturity	Weighted Average Yield Rate (%)	Change from last week (%)	Amount Accepted (LKR Mn)	
	6-Nov-24	29-Oct-24		
3 months	9.37	9.35	0.02	92,351
6 months	9.70	9.68	0.02	58,768
12 months	9.95	9.95	0.00	23,881

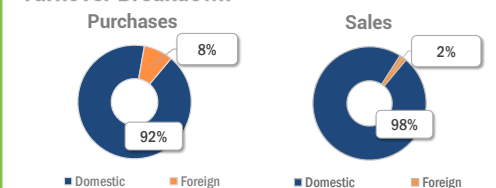
Contributors to ASPI



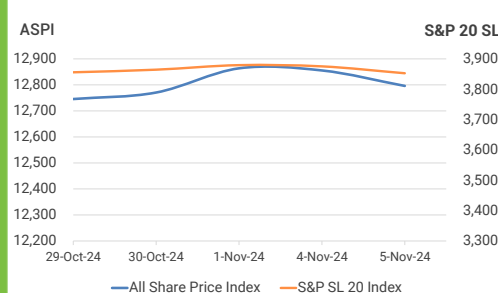
Relative Strength Index (RSI)



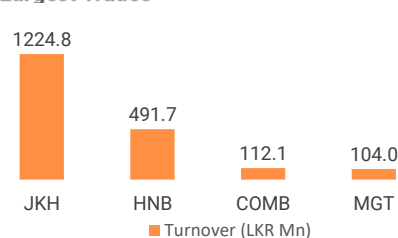
Turnover Breakdown



Market Benchmarks



Largest Trades



Key Rates

Prime Lending Rate (Weekly Avg. Weighted %)	9.05
Fixed Deposit Rate (Avg. Weighted %)	9.46
Treasury Bill Rate (364 Days %)	9.95
Consumer Price Inflation - CCPI (YoY %)	-0.8

Dividend Announcements

Company Code	Dividend (LKR)	XD Date	Payment Date
CCS	1.16	11.11.2024	29.11.2024
KFP	0.48	11.11.2024	29.11.2024
VLL.N	0.20	13.11.2024	03.12.2024
VLL.X	0.20	13.11.2024	03.12.2024
JKH	0.05	14.11.2024	04.12.2024
PKME	1.00	18.11.2024	04.12.2024

Daily Change in Foreign Holdings

Company Name	Code	(LKR mn)
Net Foreign Purchases		
John Keells Holdings PLC	JKH	194.74
Sampath Bank PLC	SAMP	26.11
Softlogic Holdings PLC	SHL	14.85
Digital Mobility Solutions Limited	PKME	6.77
PGP Glass Ceylon PLC	GLAS	5.70
Total		265.22
Net Foreign Sales		
Commercial Bank of Ceylon PLC	COMB	(8.77)
Teejay Lanka PLC	TJL	(8.77)
Commercial Bank of Ceylon PLC (X)	COMB	(7.43)
Ceylon Tobacco Company PLC	CTC	(5.94)
Lanka IOC PLC	LIOC	(3.53)
Total		65.45